

## PLUG & PLAY AUTOMATIC BOLLARD WITH ELECTROMECHANICAL ACTUATOR

New automatic bollards **easy-to-install and use**, the ideal solution for **residential projects**, specifically for the management of private parkings and driveways.

Despite being an entry level product, it is made of AISI 304 stainless steel and designed for installations of medium frequency of use, **approx. 100 cycles/day**.

### MAIN FEATURES

- **Reduced installation time** (less than an hour) as it is supplied preassembled with bollard in its foundation box ready to install.
- **Simplified fitting** using a manual auger drill.
- **Control unit** designed for systems of **max. 2 bollards**.
- **Easy transport** as the bollard and its components are shipped in a unique box.
- **Compatible with all Pilomat control systems** (transmitters, key selector,...).

Electromechanical bollards are the products with the **best quality - price ratio** in the Pilomat range and help **reducing the environmental risk**.



CONTROL UNIT



STANDARD HEAD



HEAD WITH  
LED LIGHT POINT



CUSTOMIZED HEAD  
(for head without LED)

# E-GO 114-600A - 114-800A



## PLUG & PLAY AUTOMATIC BOLLARD WITH ELECTROMECHANICAL ACTUATOR

### AVAILABLE ITEMS

BOLLARD 114-600 COMPLETE WITH FOUNDATION BOX – STAINLESS STEEL BRUSHED AISI 304

BOLLARD 114-800 COMPLETE WITH FOUNDATION BOX – STAINLESS STEEL BRUSHED AISI 304

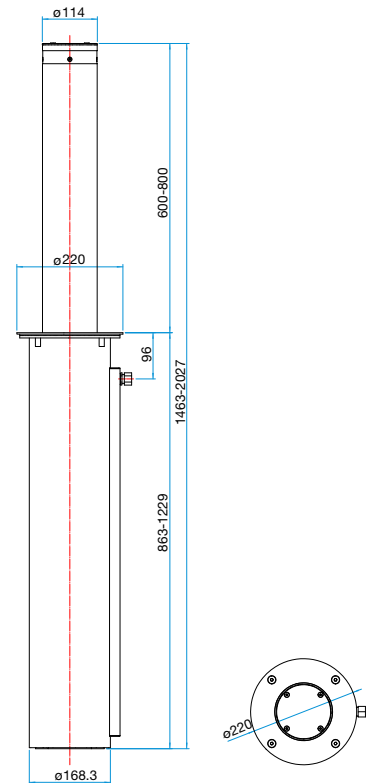
MANAGEMENT BOARD ALREADY FITTED (IN HOUSING)

REMOTE RADIO RECEIVER

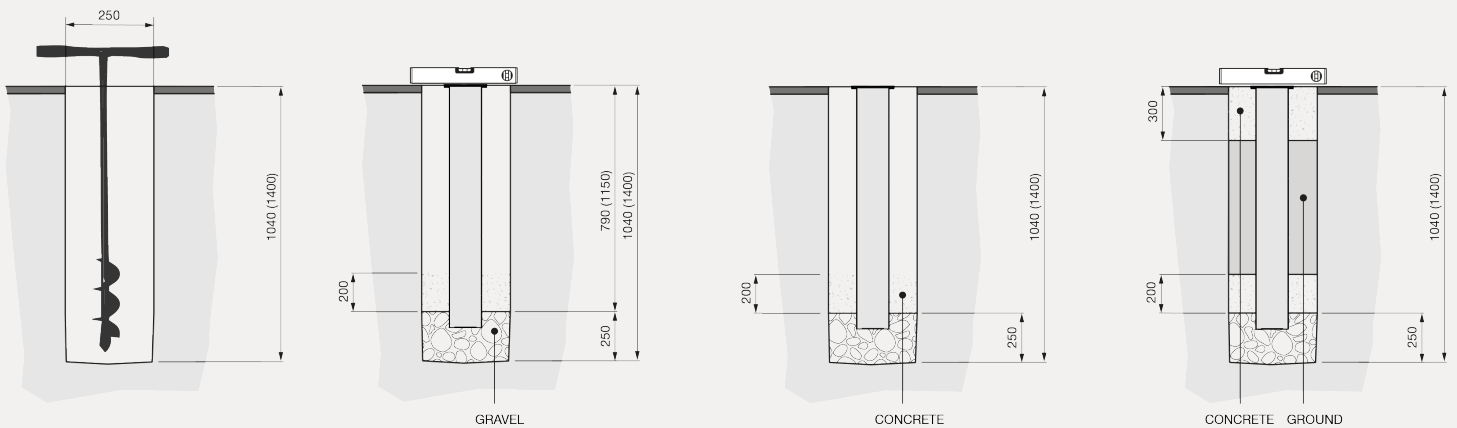
RADIO TRANSMITTER TWO CHANNEL

HEATING RESISTANCE

BATTERY FOR OPERATION WITHOUT POWER SUPPLY



### INSTALLATION PLAN



PAG.2/3

**PILOMAT**  
**HÖRMANN**  
100% MADE IN ITALY

PILOMAT s.r.l.  
www.pilomat.com / pilomat@pilomat.com  
Via Zanica 17/p, 24050, Grassobbio (BG) Italy  
Tel. +39.035.29.72.20  
Copyright 2025© Pilomat S.r.l. All rights reserved

REVIEW 31/01/2025

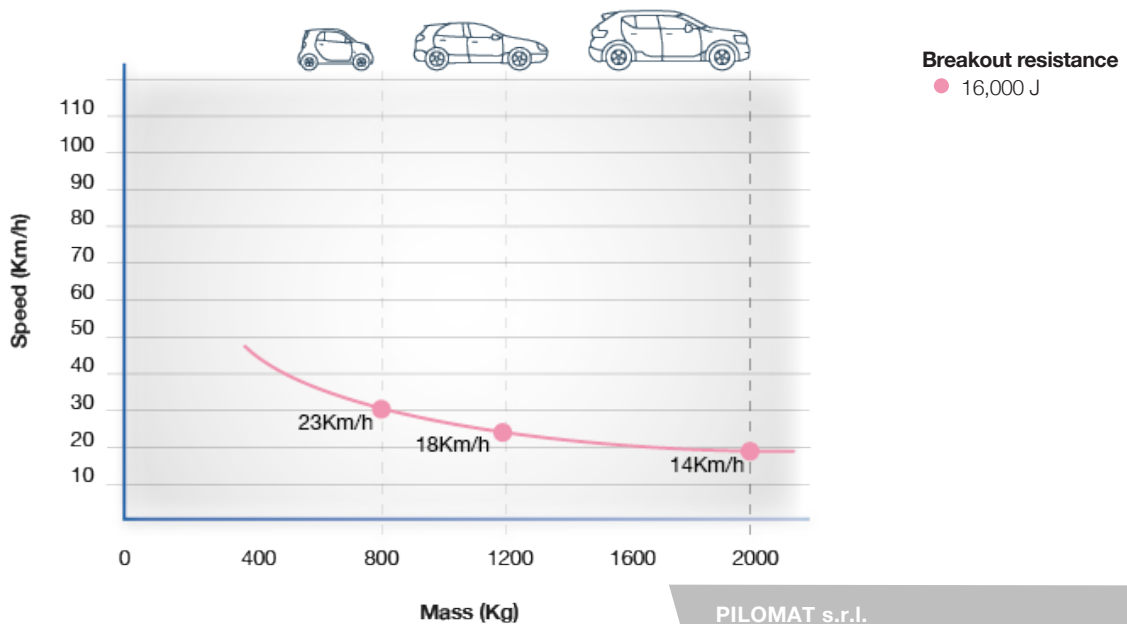
Information in this document is for reference only. In pursuit of its policy of continuous refinement and improvement, Pilomat reserves the right to amend this information at any time and without prior notice.  
Picture shown is for illustration purpose only.

# E-GO 114-600A - 114-800A



## PLUG & PLAY AUTOMATIC BOLLARD WITH ELECTROMECHANICAL ACTUATOR

	E- GO 114-600A	E-GO 114-800A
CYLINDER MATERIAL	X5CrNi 18-10 (AISI 304) STAINLESS STEEL BRUSHED	
CYLINDER DIAMETER	114mm	
CYLINDER HEIGHT	600mm	800mm
CYLINDER THICKNESS	4mm	
MOVEMENT PRINCIPLE	BUILT-IN ELETTROMECHANICAL ACTUATOR	
REFLECTING ADHESIVE STRIP	STANDARD - 22mm	
RISING TIME	7 s	9 s
LOWERING TIME	7 s	9 s
MANUAL EMERGENCY LOWERING	STANDARD	
SAFETY REVERSAL	STANDARD	
VOLTAGE FOR CONTROL UNIT	24V (max. 3A)	
ELECTROMECHANICAL OPERATOR POWER CONSUMPTION	100W EACH BOLLARD (150W WITH HEATING RESISTANCE)	
STANDBY CONSUMPTION	0,8W	
TIME UNTIL STANDBY (READY STATE)	1 min	
CONNECTION TO CONTROL UNIT	STANDARD 15m (CAN BE EXTENDED TO MAX. 30M ON SITE)	
TYPE OF USE	100 CYCLES/DAY	
LIFE UNITS	200.000 CYCLES	
BREAKOUT RESISTANCE	16.000 J	
NOMINAL OPERATING TEMPERATURE	-20°C +60°C (FOR LOW TEMPERATURES SEE HEATING RESISTANCE)	
WEIGHT FOR BOLLARD AND FOUNDATION BOX	18,6 kg	25 kg
PACKAGING DIMENSION	120 x 22 x 22 cm	150 x 22 x 22 cm
PACKAGING DIMENSION FOR CONTROL UNIT AND ACCESSORIES	40 x 40 x 20 cm	
LOAD CLASS (EN124)	D400	



PAG.3/3

**PILOMAT**  
**HÖRMANN**  
100% MADE IN ITALY

PILOMAT s.r.l.  
www.pilomat.com / pilomat@pilomat.com  
Via Zanica 17/p, 24050, Grassobbio (BG) Italy  
Tel. +39.035.29.72.20  
Copyright 2025© Pilomat S.r.l. All rights reserved

REVIEW 31/01/2025

Information in this document is for reference only. In pursuit of its policy of continuous refinement and improvement, Pilomat reserves the right to amend this information at any time and without prior notice.  
Picture shown is for illustration purpose only.